

2:

METHODS OF CATALOGUING


The screenshot shows the Harvard Library HOLLIS Images search interface. At the top, the Harvard Library logo and navigation menu are visible. The search bar contains the keyword "Reading". Below the search bar, the results are displayed in a grid of image thumbnails. The first row shows four thumbnails, each labeled "Reading". The second row shows four thumbnails labeled "Woman reading", "Young woman reading bible", "Mrs. Charles Whibley reading", and "Woman reading". On the right side of the search results, there are filter options: "Active filters" (Women, Online), "Remember all filters", "Clear filters", "Filters", "Sort by" (Relevance), "Date" (From 1000, To 2003, Apply), and "Subject" (Reading (580), gelatin silver process (346)).

#Women #Reading

The right to be educated and the the literacy injustice are important parts in women's right. Access to education for women remains limited in some parts of the world. Almost two-thirds of the world's illiterate adults are women.To pay more attention on this problem, I chose the set of women who are reading in Harvard digital image collection to work with.

This collection contains photographs from Year1822 to Year1977. There are 803 results in the collection, I will focus on the first pages(about 50 results except works in private collection).

Sort by date of creation



Methods of cataloguing

Method#1: sorting

week1

1910



1920



1930



1940



1950



Methods of cataloguing

Method#1: sorting

week1

1960



1970



1980

1990

2000



Gelatin silver print





Chromogenic color prints

Cyanotypes

Analysis

By analysing the results of these two methods, I found that there is a strong correlation between the time of creation and the way in which the photographs are processed. For example, the Albumen process was used for almost all of the earliest photographs, whereas Chromogenic colour prints were only used for photographs from 1970 onwards. For a long time in between, Gelatin silver print was used almost exclusively.

Feedback

With feedback from my mentor and peers, I am going to try to turn my focus to the content of the photographs next. "Maybe research the identity of the person in the photo, and what book she is reading?" tutor wrote in the feedback.



A girl is reading *Moi* by Marie Chardin



Miss Keller reads her braille Bible in the study of her Connecticut home.



An elderly Welch, seated in front of a fire place, reading a book about Alaska.



Lora Holton on Kang (the Earthen Bed Heated Inside, she is reading a bible



Marilyn Monroe reading James Joyce's "Ulysses"



Ella Lyman Cabot seated with an unidentified woman. They are reading a letter.



Portraits of Winifred Rooney O'Reilly, seated in a chair. In one she is reading a newspaper.



Irma Rombauer (right) reading from her cookbook, *The Joy of Cooking*, with an unidentified woman.



Solomon in her dorm room, in one, reading a book on the cover of which she has written "suffrage."



Robin Morgan reading "Lady of the Beasts" with Erika Duncan to her right



Two group portraits of an unidentified boy and girl, probably brother and sister, reading Child Life magazine in a living room. Boy is seated on the carpet; the girl is seated on an armchair.



Susan Young browsing book section and looking at the book "Women and Anger"; possibly at the 1992 forum

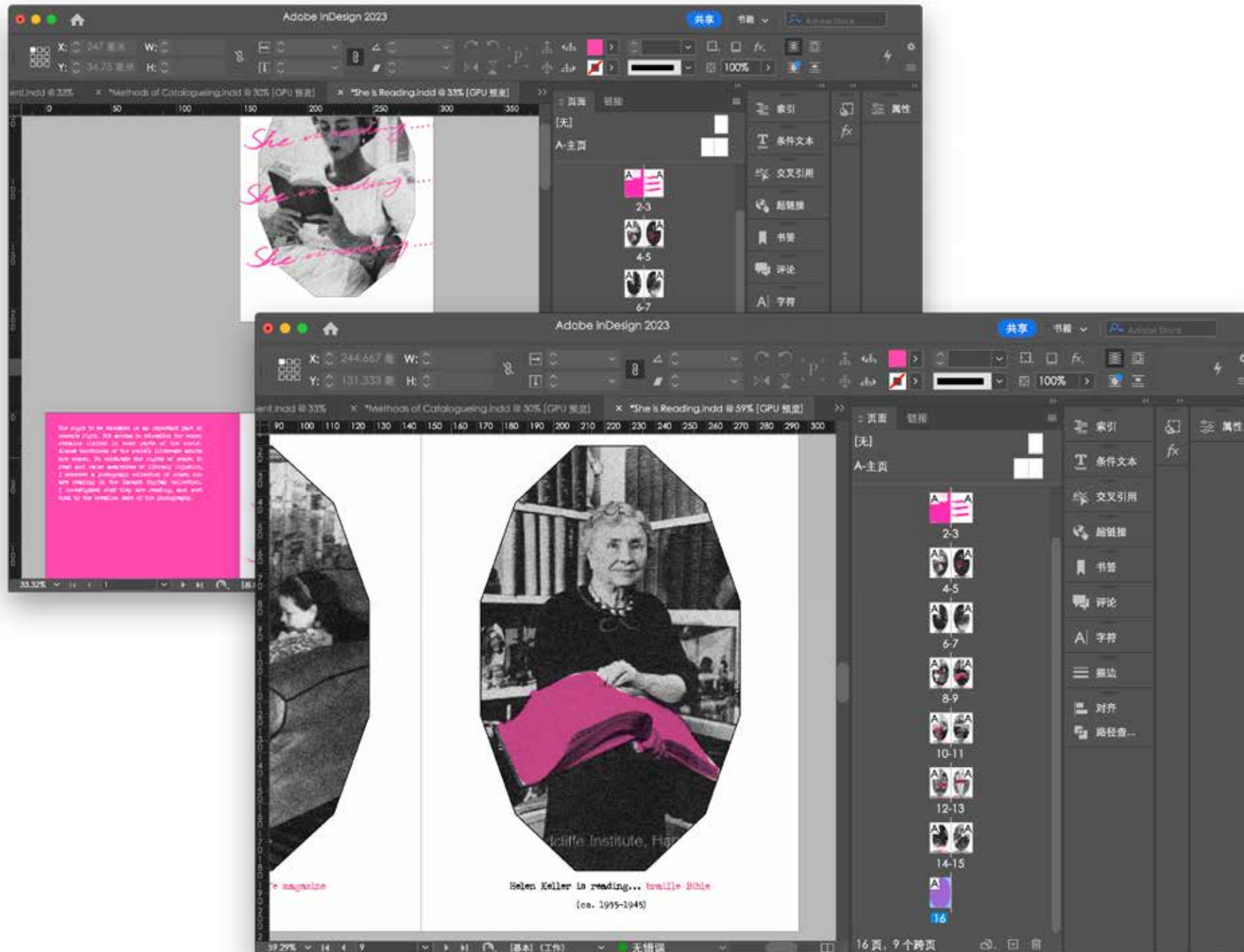


After use the method of captioning, I got inspired to create A catalogue publication about photographs of women in history and what they are reading. The aim of this publication is To celebrate the rights of women to read and raise awareness of literacy injustice.

And also, I planning to use the bothe the method of captioning and sorting in this publication.

In the form of this project, I got the main inspiration from the artist and book designer Erik Kessel. He curate and recreate from the material of archives, Rejuvenating the old photos through a range of methods such as classifying and recontextualizing.

IN ALMOST EVERY PICTURE #1
COLLECTED AND EDITED BY ERIK KESSELS
Portraits of a woman taken by her husband over a period of 12 years. 2002.




In the design process, I have used colour blocks to emphasise the book that the woman in the photos is reading. In the caption below, I have simplified the long sentence in the caption to "xxx is reading xxx", to make the whole publication more coherent. I have also used black to show the name of the person in the photo and colour to show the book she is reading. the order of the photos in the publication is sorted by the time the photo was taken.

Methods of cataloguing



test print




saddle stitch binding

Process-Printing&binding

week2

Risograph have bright colour choices and Excellent overprinting effects. My publication is dual colour and the riso is perfect for dual colour printing. It is also very environmental friendly and perfect for small run publication. So I choose risograph to print my publication.

Final Outcome



A5 publication/risograph print on crush grape paper/sadle stitched

Access the complete content here:
https://issuu.com/cicadayao/docs/she_is_reading